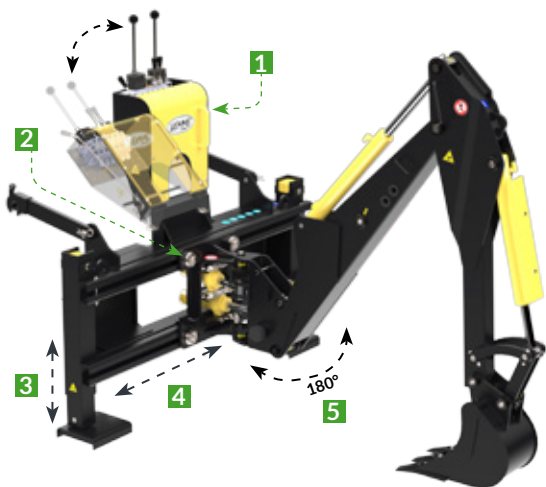




SIDE-SHIFT BACKHOE E-IND

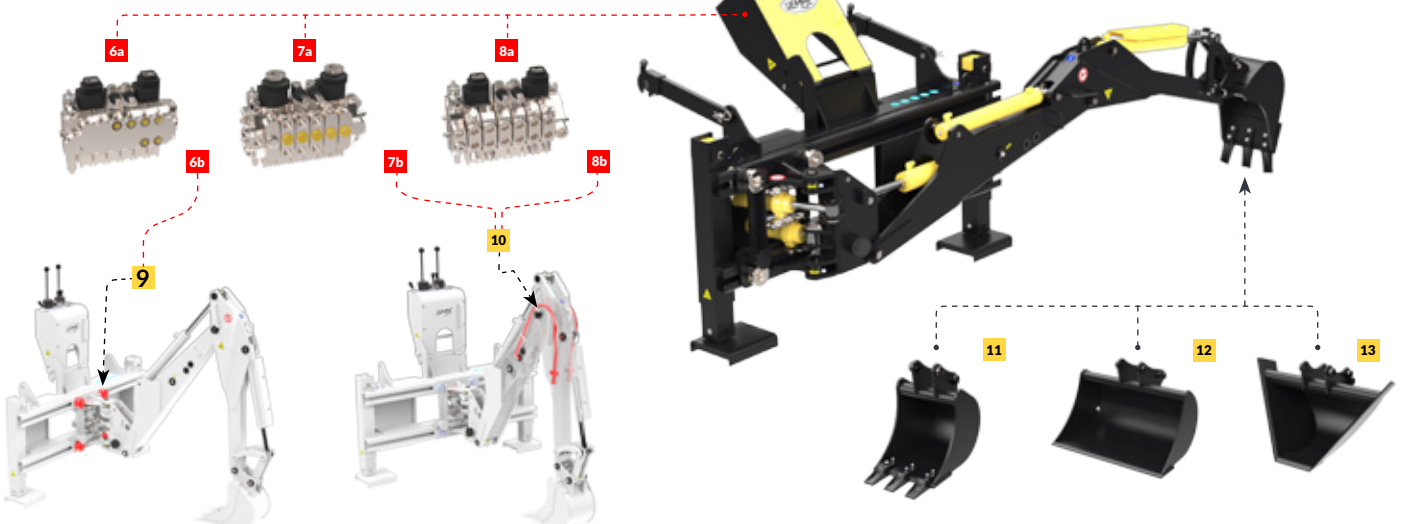
TECHNICAL SPECIFICATIONS


- 1 Reclining commands and control valve support
- 2 Mechanic side-shift blocking system of the arm
- 3 Hydraulic independent stabilizer feet with blocking valve
- 4 Right/left side-shift of the arm on the frame
- 5 Arm rotation with 180° overponed cylinders



DESCRIPTION

The U.Emme Hydraulic Backhoes range, specially designed for combinations on wheeled or tracked Skid-Steer Loaders, is composed by 7 models joining strength and power with versatility and reliability. Each model owns 2 overponed hydraulic cylinders for **180° rotation** and a **horizontal side-shift function** for the articulated arm: two features allowing to carry out very easily excavations flush with the wall. Opening and closure of the arm side-shift blocking cylinders is **mechanic** by standard but it can be chosen **hydraulic**. Each U.Emme Industrial Backhoe is standard equipped by hydraulic **independent stabilizer feet** with blocking valve so to ensure great digging performance also in presence of steep gradients and **reclining controlvalve support** so to easily and usefully control each hydraulic function through cloche levers directly from inside the cab. In order to ensure the backhoe to the Skid Loader frame in a solid and safe way, each model is equipped by a **safety brackets' kit**. Pins and bushes of the main joints are made in **hardened and rectified steel**. The U.Emme Industrial Backhoes series offer machines with unique performances that can be appreciated in all the wide variety of digging works required in building field, but not only. Equipping the Backhoe with the aux hydraulic line, you will be able to replace the digging bucket and use an hydraulic attachments such as hammers, augers, mulchers, grabs, etc.



MODELS		E 21	E 24	E 25	E 28	E 30	E 32	E 35
Profondità di scavo	mm	2180	2480	2580	2780	2960	3260	3570
Frame width	mm	1200	1200	1400	1600	1600	1800	1800
Weight without bucket and linkage	Kg	450	520	620	750	770	1020	1200
Working oil flow	l/l'	55	55	60	60	60	80	80
Working pressure	bar	160	160	170	170	170	170	170
Digging force	Kg	2300	2450	2600	2800	3200	3400	4200
	Tons	1,6÷2,3	1,8÷2,5	2÷3	2,1÷3,5	2,1÷3,5	3,3÷5,0	3,5÷5,5

HYDRAULIC CONTROLVALVES

- 6a Monoblock cloche controlvalve
- 6b Monoblock cloche controlvalve for hydraulic side-shift blocking system
- 7a Modular cloche controlvalve
- 7b Modular cloche controlvalve with hydraulic auxiliary line
- 8a Modular cloche controlvalve for high flow systems
- 8b Modular cloche controlvalve for high flow systems with hydraulic auxiliary line

OPTIONS

- 9 Hydraulic side-shift blocking system
- 10 Hydraulic auxiliary line

BUCKETS

- 11 Standard bucket
- 12 Ditch cleaning bucket
- 13 Trapezoidal bucket

LINKAGE SYSTEMS

- Universal linkage for Skid-Steer Loader
- Non universal linkage for Skid-Steer Loader

APPLICATIONS

- BUILDING SECTOR
- AGRICULTURAL SECTOR
- DIGGING IN CAVING AND MINERING
- TRENCHING
- FOUNDATIONS EXCAVATION
- DITCHES EXCAVATION
- LANDSCAPING
- GARDENING
- MULTIPLE FUNCTIONS IF USED WITH EXCAVATORS' EQUIPMENTS



6 7 8



9



10

